

**IMPORTANT: Read all instructions prior to installation!**  
**Keep instructions for future reference!**

Project:	
Date of Purchase	



#### Included Parts List:

- (4) screw
- (5) wire connectors

## IMPORTANT SAFETY & NOTES WARNING

- Before installing, servicing, or performing routine maintenance upon this equipment, follow these general precautions.
- To reduce the risk of death, personal injury or property damage from fire, electric shock, falling parts, cuts/abrasions, and other hazards read all warnings and instructions included with and on the fixture box and all fixture labels.
- Product should be installed by a certified electrician in accordance with applicable national, state, and local building and electrical codes.
- Failure to properly support the fixture may result in damage or injury, for which the manufacturer does not assume responsibility.
- To prevent wiring damage or abrasion, do not expose wiring to edges of sheet metal or other sharp objects.
- Do not make or alter any open holes in an enclosure of wiring or electrical components during installation.

### WARNING

- Turn off electrical power at fuse or circuit breaker box before wiring fixture to the power supply!
- Turn off the power when you perform any maintenance.
- Verify that supply voltage is correct by comparing it with the luminaire label information.

- All wiring connections should be capped with UL approved wire connectors.

## CAUTION

- Avoid direct eye exposure to the light source while it is on
- Account for small parts and destroy packing material, as these may pose hazardous to children.
- Risk of burn! Disconnect power and allow fixture to cool before handling.
- To prevent wiring damage or abrasion, do not expose wiring to edges of sheet metal or other sharp objects.
- Do not use the LED Canopy Light near heating appliances/ elements.
- The input voltage and lamps should be matched after connecting the power line, please make sure the wiring section is insulated.
- LED Canopy Light must be operated within an ambient temperature range of -4°F ~ 113°F (-20°C ~ 45°C)
- LED Canopy Light is not intended for use with emergency exits.

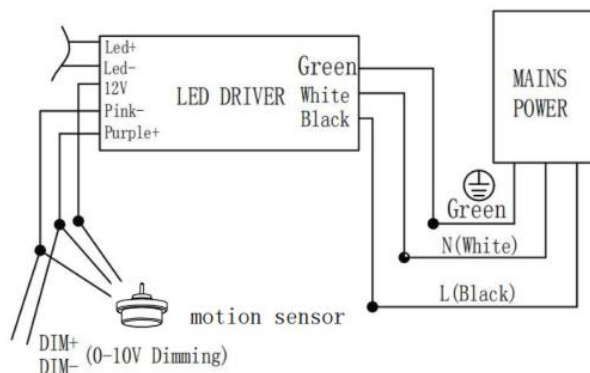
## Recommended Tool List (Not included):

- Screw driver
- Hammer
- Electrical Meter

## Electrical Specifications

Power Adjustable	Input voltage	Frequency	Luminous Efficacy	Color Temperature	Operating Temperature	IP rating
60W/80W/100W	AC120-277V	50/60Hz	120lm/W	3K/4K/5K	-40° F ~ to 104° F	IP65

## General Wiring Diagram

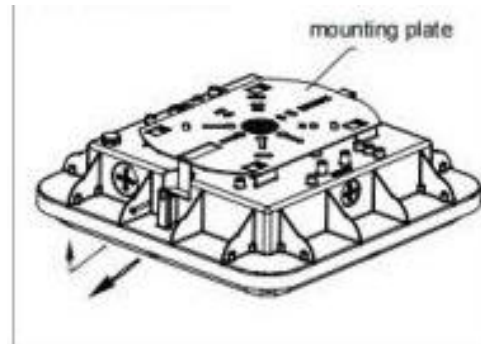


## INSTALLATION INSTRUCTIONS

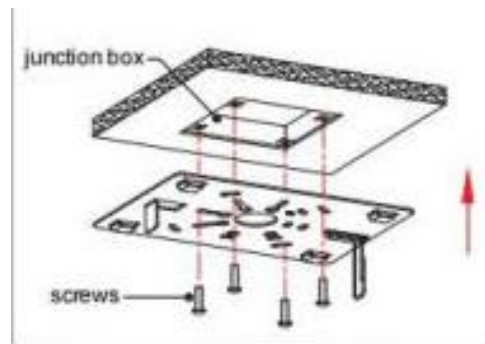
**WARNING: Turn off power supply from main circuit breaker first!**

### Default Installation - Flush Mount

1. Remove mounting plate from back of fixture.

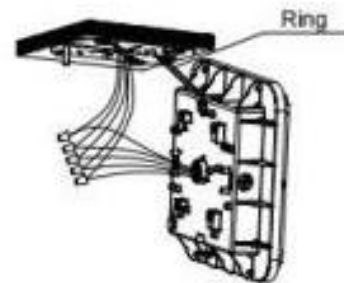


2. Use included screws to attach the mounting plate to the electrical junction box.

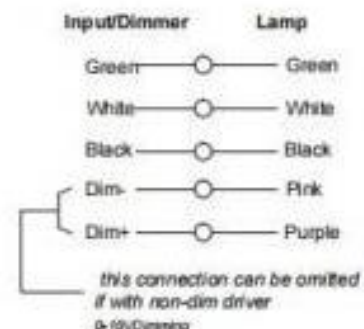


3. Hang the fixture on the safety ring located on the mounting plate. Connect the wires from the fixture to the supply wires using the included wire connectors.

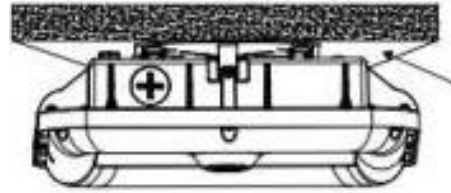
3. Hang the lamp on the ring so as to connect wires with terminal caps.



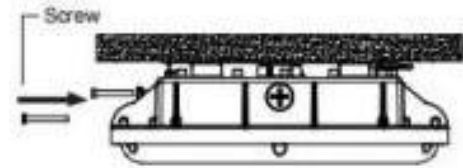
**Note: Dimming requires compatible 0-10V dimmer with additional low voltage wires (not included).**



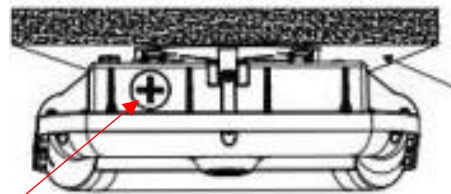
4. Once wire connections are made, attach fixture to the mounting plate.



5. Secure the set screw on the side to lock fixture in place.



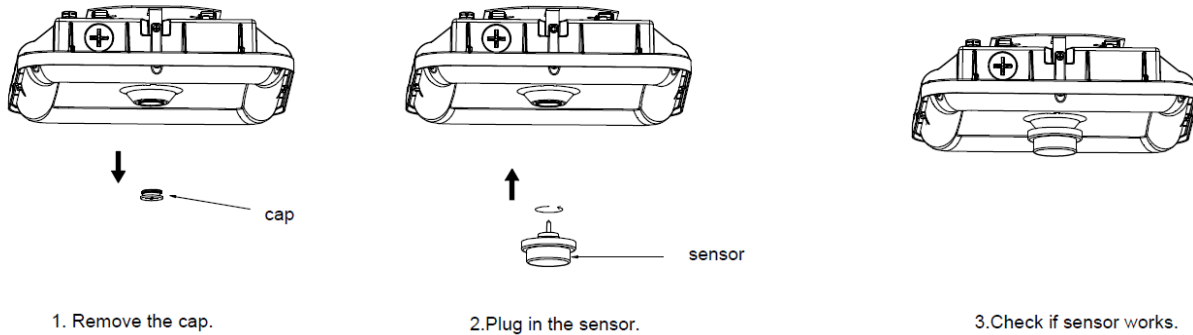
6. Unscrew the plastic cover to access the 3 switches that control the color temperature and wattage. Toggle each switch to your desired preference. The on/off switch controls the sensor (sold separately).



7. Installation complete! Turn power back on at breaker!

## Motion Sensor

An optional motion sensor is available (SKU LEDLHLS1000050730 sold separately). Motion sensor is programmable with remote control SKU LEDLHBA1000051811 (sold separately)



## General Troubleshooting

Having trouble? Before contacting the manufacturer, please review below troubleshooting checklist:

- Verify your power source is on.
- Check electrical connections for secure connections.

## 5-Year Limited Warranty

LumeGen (Seller) carries a limited warranty on all of its LED products for manufacturing defects and product failures. The warranty period for commercial products is 5 years from the date of purchase (based on 12 hours per day, 7 days per week of normal commercial use). If LumeGen LED products fail to operate within the warranty period listed above when used as directed, contact LumeGen Customer Service Department to initiate the return process and explain your warranty claim. Failure to follow the procedure as provided by the Customer Service Department will void this warranty.

**What you Do:** We ask that you call our Customer Service Department at 800-998-6977 to obtain an RMA number and explain the warranty issue. It is the customer's responsibility to pay for the return shipping of the defective product(s) back to the Seller. If the product(s) is found to be defective, the Seller will pay for the shipping costs of the replacement product(s) back to the customer. The returned product(s) must include the RMA # clearly marked on the outside of the packaging, and must include a copy of the original proof of purchase (invoice or sales order).

**What we Do:** Once we receive the product(s) in question, we will verify the defective claim on the product. If we determine that the defect was not caused by negligence, improper installation, electrical surges, alteration, abuse, unauthorized repair, or disassembly, we will send you a replacement LumeGen Product(s). If an identical replacement is not available for any reason, LumeGen reserves the right, at its sole discretion, to replace the defective product(s) with a different product(s) of equal value that most closely matches the specifications of the original product. Replacement of the defect product(s) is LumeGen's sole warranty obligation, and case or credit refunds will not be offered.

This Limited Warranty is subject to the following conditions:

- Seller is not responsible for incidental and consequential damages that may occur during the return of the product to the seller.
- This warranty is extended only to the original purchaser of the product from Seller. This warranty does not cover any third-party products or devices used in conjunction with the product purchased.
- Seller will not be responsible for any type of removal or re-installation costs, including labor and/or equipment charges or expenses, and will not be responsible for shipping costs or expenses to return the product(s) back to the Seller.
- This warranty covers products purchased in, and used within, the United States or Canada. No agent, distributor, or dealer is authorized to change, modify, or extend the terms of this Limited Warranty on behalf of LumeGen. For warranty or other questions, please call 800-988-6977 or email [customerservice@onlinestores.com](mailto:customerservice@onlinestores.com).