

LEDDOCK1000051000 - LG-LDGN-20-50K



Project:	
Date of Purchase	

IMPORTANT: Read all instructions prior to installation! Keep instructions for future reference!



Included Parts List:

- (1) 20 Watt LED Gooseneck Dock Light
- (4) Self-tapping screws
- (1) Instruction Sheet

IMPORTANT SAFETY & NOTES WARNING

- Before installing, servicing, or performing routine maintenance upon this equipment, follow these general precautions.
- To reduce the risk of death, personal injury or property damage from fire, electric shock, falling parts, cuts/abrasions, and other hazards read all warnings and instructions included with and on the fixture box and all fixture labels.
- Product should be installed by a certified electrician in accordance with applicable national, state, and local building and electrical codes.
- Failure to properly support the fixture may result in damage or injury, for which the manufacturer does not assume responsibility.
- To prevent wiring damage or abrasion, do not expose wiring to edges of sheet metal or other sharp objects.
- Do not make or alter any open holes in an enclosure of wiring or electrical components during installation.

WARNING

- Turn off electrical power at fuse or circuit breaker box before wiring fixture to the power supply!
- Turn off the power when you perform any maintenance.
- Verify that supply voltage is correct by comparing it with the luminaire label information.
- All wiring connections should be capped with UL approved wire connectors.

CAUTION

- Avoid direct eye exposure to the light source while it is on
- Account for small parts and destroy packing material, as these may pose hazardous to children.
- Risk of burn! Disconnect power and allow fixture to cool before handling.

Recommended Tool List (Not included):

- Phillips Screw driver
- Electrical Meter

Electrical Specifications

Power	Input Voltage	Frequency	Luminous Efficacy	Color Temperature	Operating Temperature	IP Rating
20W	100-277VAC	50/60Hz	150lm/W	5000K	-40°F ~ +113°F	IP65*

*IP65 rating requires connection to weather protected outlet.

WALL MOUNT INSTALLATION INSTRUCTIONS

WARNING: Turn off power supply from main circuit breaker first!

Step 1. Turn off the electrical power.

Step 2. Select a mounting location suitable to support weight of the unit.

Step 3. Use M6 plastic expansion screw for securing to solid structures.

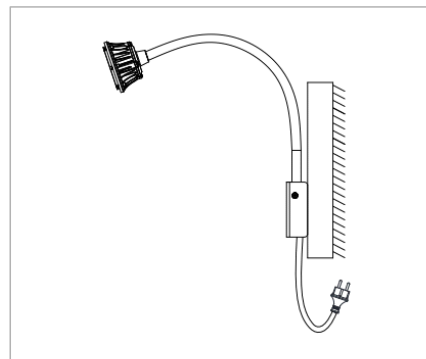
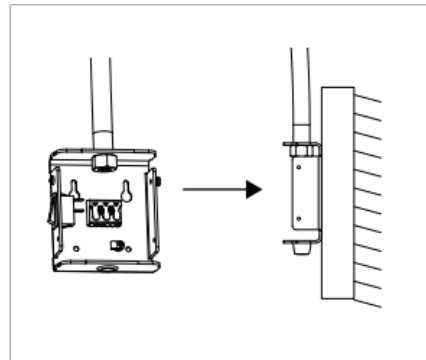
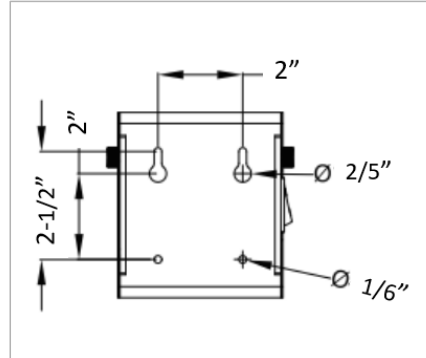
Step 4. To gain access to the enclosure, remove the cover by removing the two fasteners located on the side of the enclosure. Slide the cover up along the length of the flexible tube to expose the back-plate assembly.

Step 5. Recommended mounting height is 4 to 5 feet from the floor (bottom of enclosure). Drill appropriate-sized holes for the fasteners/wall anchors using the two keyhole slots in the back-plate assembly as a template. Secure the back-plate with M4 screws. Mount the unit as close to the door track as possible without interfering with moving parts of the door.

Step 6. When the unit is securely fastened to the wall, slide the cover down and re-install the two side fasteners.

Step 7. Plug the unit into an electrical outlet compliant with the ratings as specified on the product label.

For IP65 rating, make sure to plug into a weather protected outlet.



TROUBLESHOOTING

Having trouble? Before contacting the manufacturer, please review below troubleshooting check list:

- Verify your power source is on.
- Check electrical connections for secure connections.

LUMEGEN 5 YEAR WARRANTY

LumeGen (Seller) carries a limited warranty on all of its LED products for manufacturing defects and product failures. The warranty period for commercial products is 5 years from the date of purchase (based on 12 hours per day, 7 days per week of normal commercial use). If LumeGen LED products fail to operate within the warranty period listed above when used as directed, contact LumeGen Customer Service Department to initiate the return process and explain your warranty claim. Failure to follow the procedure as provided by the Customer Service Department will void this warranty.

What you Do: We ask that you call our Customer Service Department at 800-998-6977 to obtain an RMA number and explain the warranty issue. It is the customer's responsibility to pay for the return shipping of the defective product(s) back to the Seller. If the product(s) is found to be defective, the Seller will pay for the shipping costs of the replacement product(s) back to the customer. The returned product(s) must include the RMA # clearly marked on the outside of the packaging, and must include a copy of the original proof of purchase (invoice or sales order).

What we Do: Once we receive the product(s) in question, we will verify the defective claim on the product. If we determine that the defect was not caused by negligence, improper installation, electrical surges, alteration, abuse, unauthorized repair, or disassembly, we will send you a replacement LumeGen Product(s). If an identical replacement is not available for any reason, LumeGen reserves the right, at its sole discretion, to replace the defective product(s) with a different product(s) of equal value that most closely matches the specifications of the original product. Replacement of the defect product(s) is LumeGen's sole warranty obligation, and case or credit refunds will not be offered.

This Limited Warranty is subject to the following conditions:

- Seller is not responsible for incidental and consequential damages that may occur during the return of the product to the seller.
- This warranty is extended only to the original purchaser of the product from Seller. This warranty does not cover any third-party products or devices used in conjunction with the product purchased.
- Seller will not be responsible for any type of removal or re-installation costs, including labor and/or equipment charges or expenses, and will not be responsible for shipping costs or expenses to return the product(s) back to the Seller.
- This warranty covers products purchased in, and used within, the United States or Canada. No agent, distributor, or dealer is authorized to change, modify, or extend the terms of this Limited Warranty on behalf of LumeGen.
- For warranty or other questions, please call 800-988-6977 or email customerservice@onlinestores.com.