

ADJUSTABLE LED PANEL FRAME LIGHT - 2X2 & 2X4

LEDLFPN1000050535 - LG-PFL-22-20/25/30/35/40W-5CCT

LEDLFPN1000050536 - LG-PFL-24-20/30/40/50/55W-5CCT

LUMEGEN®



Project:	
Type:	
Catalog #:	



Add a modern look with the LumeGen LED Wattage Adjustable and Color Tunable Panel Frame Light. The lightweight, compact design is easier to install in a T-Grid ceiling than an entire panel or troffer fixture. The slim light bars connect around the edges of a 2x2 or 2x4 T-Grid track to form a rectangular fixture that a ceiling tile sits inside. The light bars illuminate the center ceiling tile and the area below the fixture creating a unique, modern lighting experience. This fixture can adjust between 5 different wattages and 5 different colors for 25 different light configurations to adapt to any lighting need.

Product Features

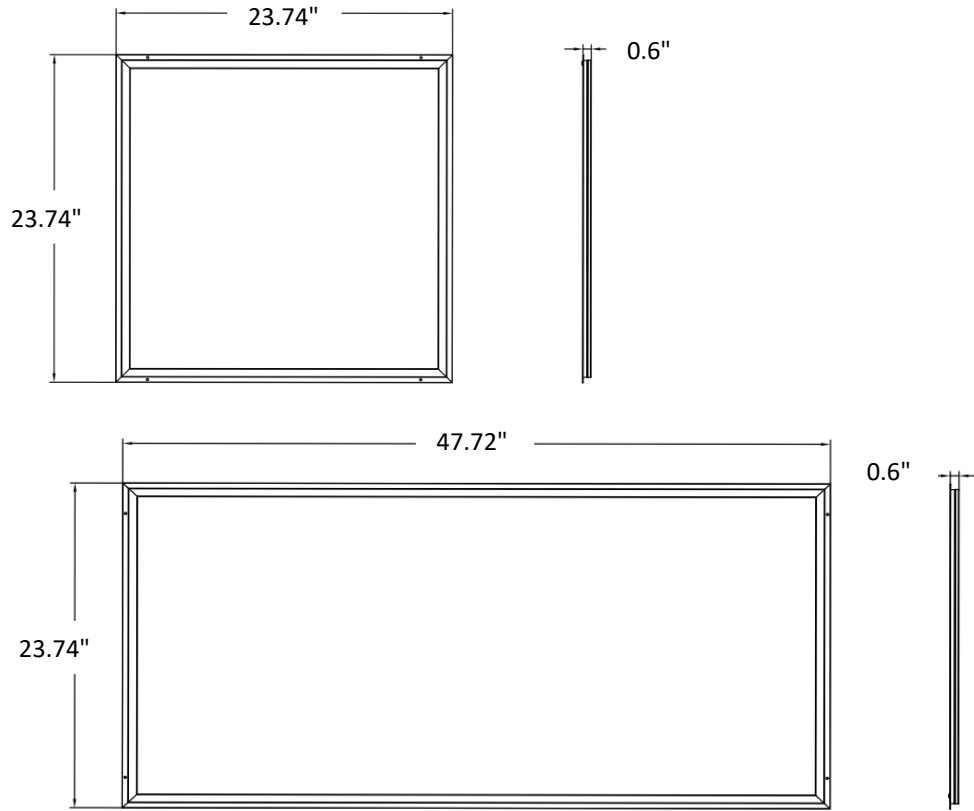
- **Color Temperature:** 3500K/4000K/5000K/5700K/6500K Selectable
- **Power :** 20/25/30/35/40W (2x2) | 20/30/40/50/55W (2x4)
- **Housing Construction:** Aluminum Housing
- **Optical Lens:** Polycarbonate (PC) lens
- **Beam Angle:** 120°
- **LED Life Hours:** Rated to last 50,000 hours
- **Driver:** AC120-277V, 50/60Hz, 0-10V Dimming*
- **Power Factor (PF):** > 0.9
- **Total Harmonic Distortion (THD):** <20%
- **Color Rendering Index (CRI):** ≥ 80
- **Operating Temperature:** -4°F ~ 113°F (-20°C ~ 45°C)
- **Warranty:** 5 years warranty.

*Compatible 0-10V dimmer sold separately.

Safety & Performance Listings

- ETL listed
- Complies with FCC Part 15, class B.

Dimension Drawing



Electrical Specifications

Model	Wattage	Lumens	LPW	CRI	Volt	CCT	Beam Angle
LG-PFL-22-20/25/30/35/40W-5CCT	20/25/30/35/40W	2200/2750/3300/ 3850/4400	110	>80	AC120 -277	3500K/ 4000K/ 5000K/ 5700K/ 6500K	120°
LG-PFL-24-20/30/40/50/55W-5CCT	20/30/40/50/55W	2200/3300/4400/ 5500/6050					

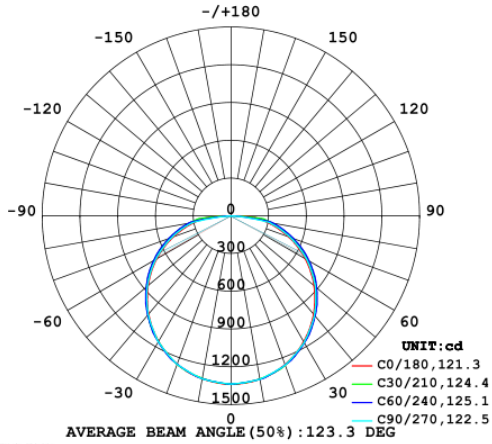
0-10V Dimmer (Sold Separately)

A 0-10V dimmer is required to dim this fixture. 0-10V dimmers require two extra low voltage wires from the LED driver to the dimmer that signal the dimming level. LumeGen 0-10V dimmer (SKU LEDDMMR1000050000) is the perfect choice to dim this fixture.

Photometrics

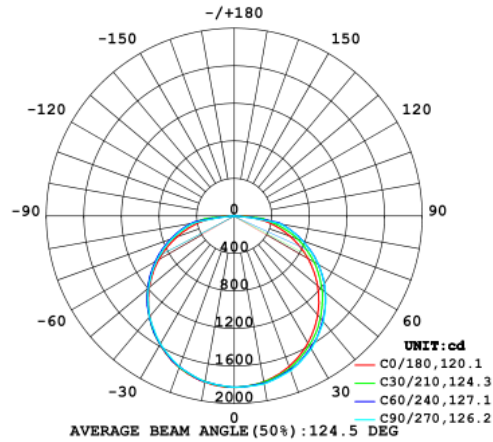
LUMINOUS INTENSITY DISTRIBUTION DIAGRAM

2x2



LUMINOUS INTENSITY DISTRIBUTION DIAGRAM

2x4



Packaging

Size	Outer Carton Size (L*W*H)	Qty/Ctn (pcs)	Net Weight (lbs)	Gross Weight (lbs)
2x2	25.12" x 4.72" x 28.27"	4	7.05	10
2x4	49.1" x 4.72" x 26.7"	4	9.17	13.9

Wattage and Color Adjustable Switch

Switches to adjust the wattage (brightness) and the color temperature of the LED fixture are located on the driver.



Emergency Driver

Emergency LED Driver backups are available (sold separately) which can power this light for up to 90 minutes during a disruption of main power supply. A bracket accessory is available to safely mount emergency LED drivers to LED panels.

LEDLEHD1000050403, LEDLEHD1000050404 - EM driver

