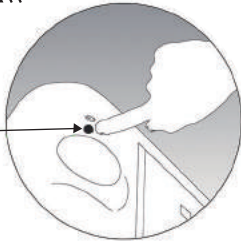


# Installation



- ① Hole
- ② Expansion Plug
- ③ Screw
- ④ Mounting Hole
- ⑤ Button

1. Pls use the card to measure hole position correctly and drill 2 holes of  $\Phi 6\text{mm}$ .
2. Fix 2 expansion plugs into the holes.
3. Fix a screw to the lower expansion plug with a spare space, insert the notch onto the screw.
4. Straighten the whole lamp and fasten the upper screw.
5. Press the button to adjust to demanded working mode.

# Notice

1. This is a solar powered lamp, please install it in a location where can get enough sunshine.
2. The lamp will light up automatically at dusk.
3. Please note the lighting time depends on sunshine duration and weather.
4. Built-in intelligent IC is with over-charge, over-discharge and over-voltage protection.

# Warning

1. The lamp is equipped with an internal lithium battery, which is replaceable. If and need, please contact the seller for new battery.
2. If the battery is taken out & put back in or replaced with new ones, please toward the solar panel to sunshine or a strong light to activate the lamp.
3. Non-professionals please do not disassemble the lamp.
4. Please do not exposure the battery with household garbage to avoid explosion.

# Solar LED Wall Light with PIR Sensor

# User Manual



1.5W Plus

Front & Back light shining, beautiful as a "butterfly"!

EN62471 REACH CE



Please read and follow all instructions to operate.  
Save this manual for future reference.

# Specifications

<b>Product Name</b>	Solar LED Wall Light-Butterfly
<b>Power/Lumen</b>	1.5W Plus / 220LM
<b>LEDs</b>	SMD2835*14PCS (Front 12PCS+Back 2PCS)
<b>Beam Angle</b>	90°
<b>Li-ion Battery</b>	1200mAh / 3.7V, replaceable
<b>Solar Panel</b>	0.7Wp, Mono-crystalline silicon
<b>Detection Angle/Area</b>	120°/≤6Mtrs
<b>IP Degree</b>	IP65 Waterproof
<b>Warranty</b>	24 months (battery 12months warranty)
<b>Lifespan</b>	35,000hrs
<b>Installation Height</b>	≤4Mtrs
<b>Packing</b>	Blister Package (1*Solar light, 1*Color page, 1*Accessory bag, 1* User manual, 1*Measure card)

# Features

 ZERO Electricity Cost

 Solar Powered

 PIR Detective

 Light on/off automatically

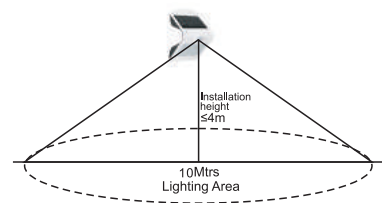
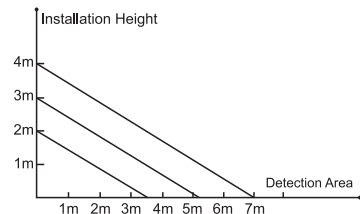
 IP65 Waterproof

 Cordless

 Super Bright

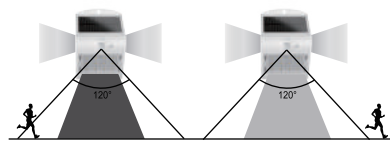
 Multi-functional

# 2 Working Modes

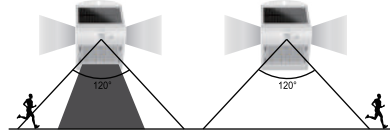


**Pls press the Button to select working mode:**

Press 1st time for Mode A.  
Press 2nd time for Mode B.  
Press 3rd time for off.



**Mode A:** Automatically turns on to full brightness (220lm) when motion is detected in the range ≤6 mtrs and then turns to weak brightness (front light on & back light on) in 10 seconds of no motion.



**Mode B:** Automatically turns on to full brightness (220lm) when motion is detected in the range ≤6 mtrs and then turns to weak brightness (front light off & back light on) in 10 seconds of no motion.